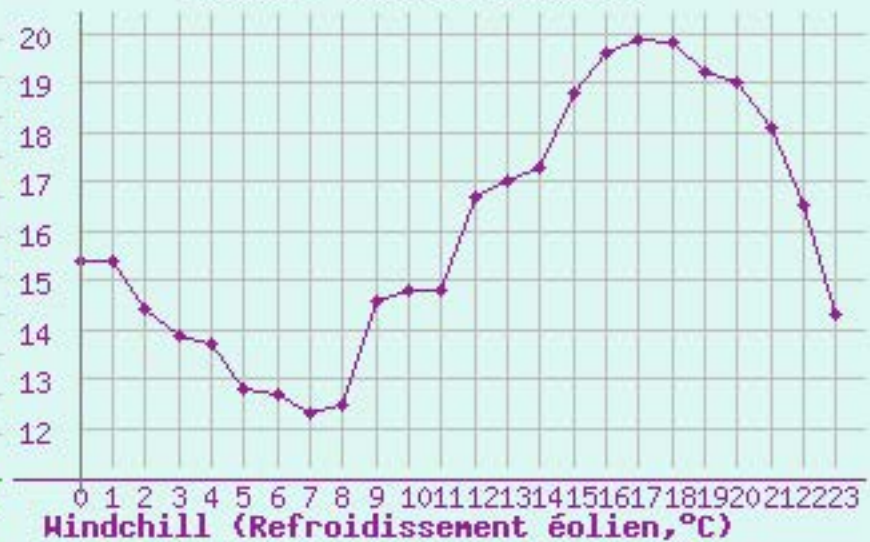
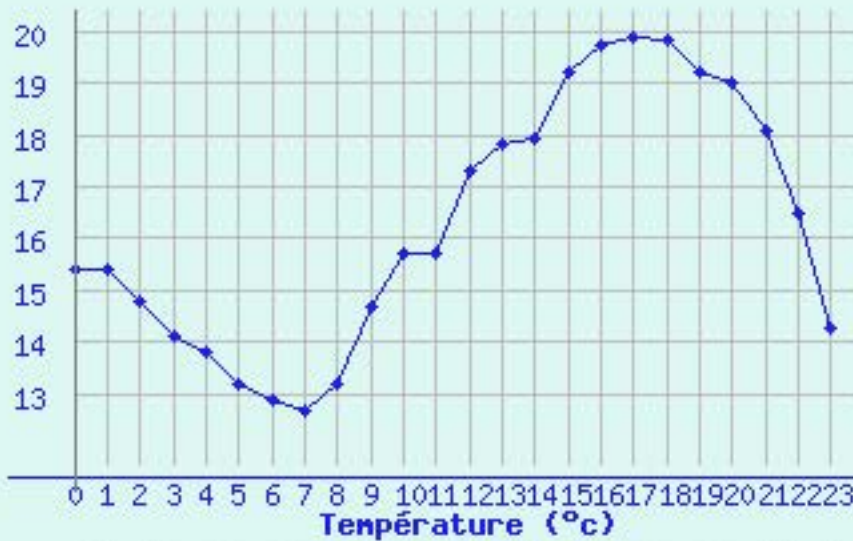


# Tableau d'observations pour Trappes ( 168 m )

[ Carte ] - [ Clim. mensuelle ] - [ Observations d'aujourd'hui ]

<< dimanche 1 juillet 2012 >>

















































Station :  Date :



Température Maxi.	Température Mini.	Rafale maxi.	Précipitations 24h	Ensoleillement
19.9 °C	12.7 °C	44 km/h	0 mm	11.7 h



Température Maxi.	Température Mini.	Rafale maxi.	Précipitations 24h	Ensoleillement
19.9 °C	12.7 °C	44 km/h	0 mm	11.7 h

Heure locale	Néb.	Temps	Visi	Température	Humidité	Humidex	Windchill	Vent (rafales)	Pression	Précip. mm/h
23 h	3/8		30 km	14.3 °C	72%	15.2	14.3 °C	 0 km/h (6 km/h)	1021.5 hPa 	aucune
22 h	2/8		30 km	16.5 °C	59%	17.1	16.5 °C	 4 km/h (11 km/h)	1021.2 hPa 	aucune
21 h	2/8		30 km	18.1 °C	49%	18.1	18.1 °C	 6 km/h (19 km/h)	1020.4 hPa 	aucune
20 h	2/8		30 km	19 °C	46%	19	19 °C	 9 km/h (22 km/h)	1020.1 hPa 	aucune
19 h	2/8		30 km	19.2 °C	45%	19.2	19.2 °C	 13 km/h (28 km/h)	1020.2 hPa 	aucune
18 h	2/8		30 km	19.8 °C	42%	19.8	19.8 °C	 15 km/h (30 km/h)	1020.1 hPa 	aucune
17 h	1/8		30 km	19.9 °C	43%	19.9	19.9 °C	 13 km/h (35 km/h)	1020 hPa 	aucune
16 h	1/8		30 km	19.7 °C	44%	19.7	19.6 °C	 17 km/h (35 km/h)	1019.6 hPa 	aucune
15 h	1/8		30 km	19.2 °C	45%	19.2	18.8 °C	 20 km/h (39 km/h)	1019.6 hPa 	aucune
14 h	1/8		30 km	17.9 °C	46%	17.9	17.3 °C	 17 km/h (44 km/h)	1019.5 hPa 	aucune
13 h	1/8		30 km	17.8 °C	47%	17.8	17 °C	 20 km/h (41 km/h)	1019.1 hPa 	aucune
12 h	4/8		30 km	17.3 °C	58%	18.1	16.7 °C	 15 km/h (33 km/h)	1018.7 hPa 	aucune
11 h	6/8		30 km	15.7 °C	64%	16.4	14.8 °C	 15 km/h (31 km/h)	1018.8 hPa 	aucune
10 h	4/8		30 km	15.7 °C	72%	17.2	14.8 °C	 15 km/h (26 km/h)	1018.6 hPa 	aucune
9 h			20 km	14.7 °C	80%	16.5	14.6 °C	 7 km/h (17 km/h)	1018.3 hPa 	aucune
8 h	5/8		30 km	13.2 °C	83%	14.6	12.5 °C	 9 km/h (15 km/h)	1017.8 hPa 	aucune
7 h			20 km	12.7 °C	88%	14.3	12.3 °C	 7 km/h (15 km/h)	1017.6 hPa 	aucune
6 h			20 km	12.9 °C	90%	14.7	12.7 °C	 6 km/h (20 km/h)	1017.2 hPa 	aucune
5 h	4/8		30 km	13.2 °C	92%	15.3	12.8 °C	 7 km/h (15 km/h)	1016.7 hPa 	aucune
4 h			20 km	13.8 °C	88%	15.9	13.7 °C	 6 km/h (15 km/h)	1016.5 hPa 	aucune
3 h	3/8		30 km	14.1 °C	85%	16.1	13.9 °C	 7 km/h (17 km/h)	1016 hPa 	aucune
2 h	3/8		30 km	14.8 °C	82%	16.9	14.4 °C	 9 km/h (20 km/h)	1015.2 hPa 	aucune
1 h	3/8		30 km	15.4 °C	82%	17.7	15.4 °C	 7 km/h (15 km/h)	1015.4 hPa 	aucune
0 h			20 km	15.4 °C	85%	18.1	15.4 °C	 6 km/h (9 km/h)	1015.2 hPa 	aucune

*Précisions :* Les températures min/max et les précipitations 24h présents sur cette page sont tirées uniquement du tableau. Pour avoir la TX/TN et le cumul 24h "officiels", il faut se rendre sur la page classement Températures Min/Max et Pluie 24h, ou sur la climatologie mensuelle après 20h40 et 8h40.