



**Saturday 10 April 2010**

Time (24-hour clock)	Object (Link)	Event
	Observer Site	User Site WGS84: Lon: +7d29m51.1s Lat: +43d46m28.1s Alt: 63m All times in CET or CEST (during summer)
4h54m09s	 ISS <a href="#">→Ground track</a> <a href="#">→Star chart</a>	Ascending Orbit. Earth revolutions since launch: 65273.5 Appears 4h54m09s -1.7mag az:131.2° SE h:15.1° Disappears 4h58m22s 2.2mag az: 71.9° ENE horizon
6h28m55s	 ISS <a href="#">→Ground track</a> <a href="#">→Star chart</a>	Ascending Orbit. Earth revolutions since launch: 65274.6 Appears 6h25m37s -1.9mag az:247.3° WSW h:7.4° Culmination 6h28m55s -4.2mag az:330.8° NNW h:62.0° distance: 394.0km height above Earth: 350.3km elevation of Sun: -6° angular velocity: 1.14°/s at Meridian 6h29m09s -3.9mag az: 0.0° N h:58.6° Disappears 6h33m50s 2.9mag az: 57.0° ENE horizon



• Temps réel

• Prévisions

• Climatologie

> Tableaux et graphiques par villes

> Tableaux horaires

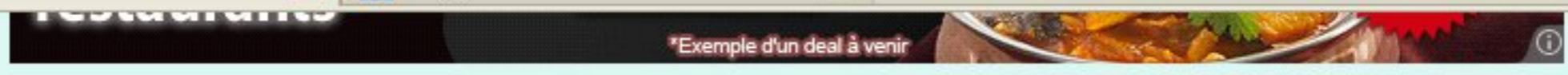
> Cartes horaires

• Phénomènes météo

• Modèles

• Pratique

• Logiciels

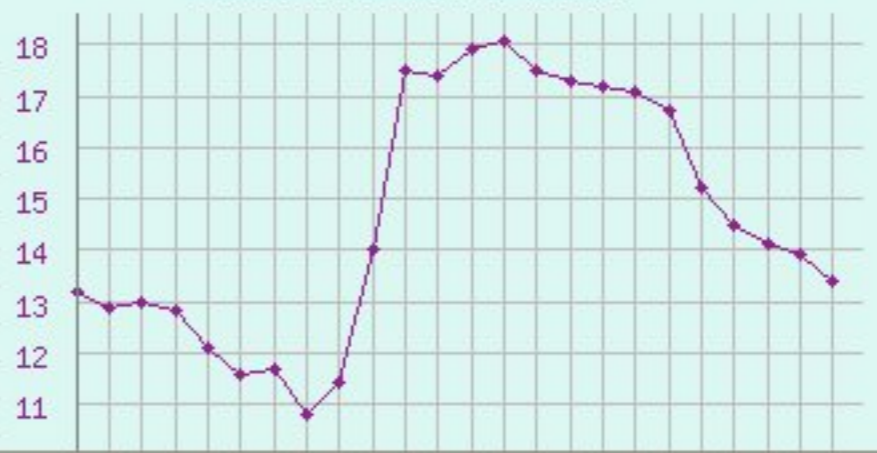


# Tableau d'observations pour Nice ( 4 m )

[Carte] - [Clim. mensuelle] - [ Observations d'aujourd'hui ]

<< samedi 10 avril 2010 >>

Station : Nice Date : 10 avril 2010 OK



Heure locale	Néb.	Temps	Visi	Température	Humidité	Humidex	Windchill	Vent (rafales)		Pression	Précip. mm/h
23 h	0/8		20 km	14 °C	71%	14.7	13.4 °C	↓	9 km/h (13 km/h)	1013.2 hPa ↓	aucune
22 h	0/8		20 km	14.4 °C	73%	15.4	13.9 °C	↘	9 km/h (15 km/h)	1013.6 hPa ↓	aucune
21 h	1/8		20 km	15.1 °C	80%	17.1	14.1 °C	↙	15 km/h (22 km/h)	1013.8 hPa ↓	aucune
20 h	1/8		20 km	15.7 °C	75%	17.5	14.5 °C	←	19 km/h (24 km/h)	1014.1 hPa ↓	aucune
19 h	1/8		20 km	16.3 °C	73%	18.2	15.2 °C	←	19 km/h (22 km/h)	1015.1 hPa ↓	aucune
18 h	2/8		20 km	17.1 °C	66%	18.6	16.7 °C	←	13 km/h (17 km/h)	1015.9 hPa ↓	aucune
17 h	2/8		20 km	17.1 °C	66%	18.6	17.1 °C	←	9 km/h (11 km/h)	1017 hPa ↓	aucune
16 h	3/8		25 km	17.2 °C	63%	18.5	17.2 °C	↖	9 km/h (13 km/h)	1018.2 hPa ↓	aucune
15 h			28 km	17.3 °C	60%	18.3	17.3 °C	↖	7 km/h (9 km/h)	1019.2 hPa ↓	aucune
14 h	2/8		25 km	17.5 °C	57%	18.2	17.5 °C	↖	7 km/h (11 km/h)	1020.1 hPa ↓	aucune
13 h	1/8		30 km	18.1 °C	60%	19.4	18.1 °C	←	7 km/h (11 km/h)	1020.9 hPa ↓	aucune
12 h	1/8		30 km	17.9 °C	52%	18.2	17.9 °C	←	9 km/h (13 km/h)	1021.4 hPa ↓	aucune
11 h	1/8		30 km	17.4 °C	51%	17.4	17.4 °C	←	9 km/h (20 km/h)	1021.6 hPa ↓	aucune
10 h	1/8		30 km	17.9 °C	27%	17.9	17.5 °C	↓	15 km/h (30 km/h)	1021.8 hPa ↓	aucune
9 h	0/8		40 km	15.3 °C	32%	15.3	14 °C	↓	19 km/h (30 km/h)	1022.2 hPa ↓	aucune
8 h	0/8		40 km	13.3 °C	39%	13.3	11.4 °C	↓	20 km/h (31 km/h)	1022.4 hPa ↓	aucune
7 h	0/8		30 km	12.8 °C	42%	12.8	10.8 °C	↘	20 km/h (30 km/h)	1022.2 hPa ↓	aucune
6 h	0/8		30 km	13.5 °C	42%	13.5	11.7 °C	↓	20 km/h (31 km/h)	1022.5 hPa ↓	aucune
5 h	0/8		30 km	13.4 °C	44%	13.4	11.6 °C	↓	19 km/h (28 km/h)	1022.8 hPa ↓	aucune
4 h	0/8		30 km	13.8 °C	44%	13.8	12.1 °C	↓	19 km/h (30 km/h)	1022.9 hPa ↓	aucune
3 h	0/8		30 km	14.2 °C	43%	14.2	12.8 °C	↓	17 km/h (24 km/h)	1023.3 hPa ↓	aucune
2 h	0/8		30 km	14.1 °C	43%	14.1	13 °C	↓	13 km/h (24 km/h)	1023.6 hPa ↓	aucune
1 h	0/8		30 km	14.3 °C	43%	14.3	12.9 °C	↓	17 km/h (26 km/h)	1024.1 hPa ↓	aucune